


# Fire and Disaster Prevention Handbook



Fukuroi Disaster Prevention Center

**Japan is a country affected by many natural disasters.**



**Let's learn about how best to prepare yourself in the event of a natural disaster in your local area. The most important thing to learn is how to protect yourself and your loved ones.**

# In Japan, the main flow for dealing with the aftermath of a disaster follows this pattern:

**What you can do:**

**Protect yourself**

**What you can do for others:**

**Help those around you**

**What public local authorities can do:**

**The staff at the city hall, fire department and police are here to help with rescue operations and offer emergency aid**



**Typhoon**



**Earthquake**



**Fire**



**Tsunami  
(destructive wave)**

# Protecting Yourself from Fires

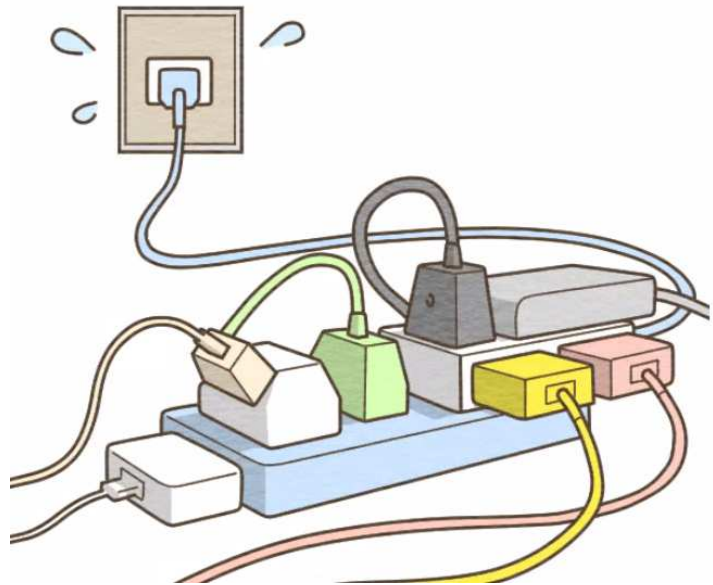
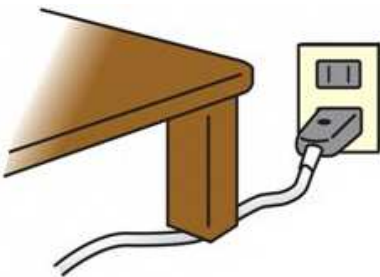
## Cooking Stoves:

- Never leave your stove unattended while cooking
- When you have finished using the gas, switch it off at the main valve
- Do not attempt to put out oil fires with water - always use a fire extinguisher



## **Electrical Appliances:**

- **Do not overload electrical circuits (i.e, plug too many devices into an extension cord, etc)**
- **Do not use stretched, folded or stepped on wiring and electrical cords**
- **Do not tie up or bundle up wires or cords while in use - the generation of heat from the electricity could lead to the outbreak of a fire**



- **Do not rest heavy objects on top of cords - the internal wiring may become cut, which could lead to a fire**

## Smoking:

- Do not throw lit cigarettes directly into rubbish bins - be sure to douse them in water before throwing them away
- Do not smoke close to futons, bedding or other flammable materials
- Do not dispose of cigarettes outside of your home carelessly
- Do not smoke in bed



## Heaters:

- Do not hang laundry to dry close to heaters
- Be sure to switch off heaters before going to sleep or leaving your home
- Do not leave pressurised containers (i.e spray cans, aerosols, etc) close to heaters as they will become overheated and explode





## Call 119 in Times of Emergency (Fire, Accidents, etc)

**Do not worry if you cannot speak Japanese. In Fukuroi City and Mori Town, when you dial 119 you can be redirected to a multilingual interpretation service to relay your emergency to an interpreter (available 24 hours a day, 365 days a year).**

### Example of a call to 119 in Japanese:

119 Operator	Caller
This is the fire department. Is there a fire? Do you need medical assistance?	There is a fire.  I need medical assistance
What is your address?	(Please tell the operator your address)
Are there any landmarks around you?	(Please tell the operator about any landmarks or road intersections close to you)
[In the case of a fire] What is burning?	(Please tell the operator what is burning and where it is located)
[In the case of an accident] What is the injured person's condition?	(Please tell the operator about the condition of the injured person)

As well as calling 119, it is important to notify those around you if you see a fire. Shout “*kaji!*” (fire!) as loudly as you can to warn others.

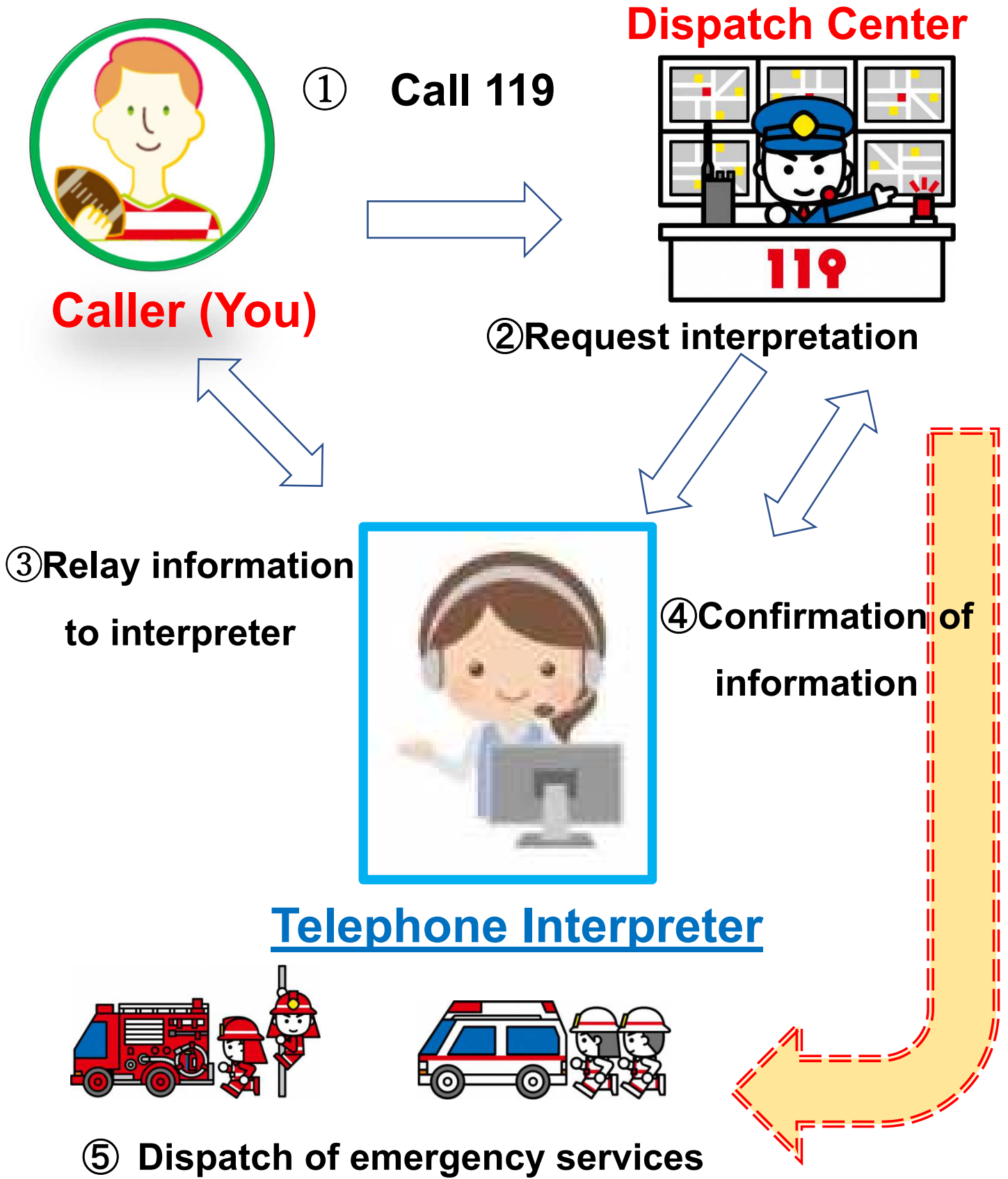


## Multi-Lingual Interpretation Services (Available in 17 Languages):

As it may take a little bit of time to connect you, please stay calm while you are waiting.

Interpretation is available in English, Chinese, Korean, Portuguese, Spanish, French, German, Italian, Russian, Thai, Vietnamese, Indonesian, Malay, Nepalese, Tagalog, Myanmar (Burmese) and Khmer (Cambodian).

# Interpretation Service Flow-chart:



## First Response Firefighting:



① Pull the safety pin on the fire extinguisher



② Point the hose at the source of the fire



③ Pull the lever - the fire extinguishing agent should extinguish the flames

- Do not point the hose at the flames - point it at the source of the fire instead
- If the flames reach the ceiling of your house, do not attempt to extinguish the fire -evacuate to a safe place

## Take Care When Evacuating from Smoke

- Stay low and close to the ground and cover your face and nose with a handkerchief or towel to avoid breathing in smoke when evacuating
- Beware of smoke – it is toxic!
- Once you have evacuated, do not return until it is safe to do so



- Do not use elevators when evacuating



## **Earthquakes:**

**What to do when an earthquake strikes:**

- **Stay where you are**
- **Do not jump out of the building that you are inside**
- **Quickly deal with fires that may have broken out (switch off gas cooking stoves)**
- **Be sure you are receiving correct information**
- **In the aftermath of an earthquake, false rumours can spread panic**
  - **be sure to only get your information from reliable sources (i.e, local authorities, news reports, etc)**



## Wind, Storm and Flood Damage:

How to prepare for floods:

- Check weather reports via the internet or television
- Be sure you know where your closest evacuation center is
- Evacuate early
- Be extra careful during times when rainfall is especially heavy, such as the rainy season (June – July) and typhoon season (September – October)



**Contact us for Fire and Disaster Prevention Handbook**



**Fire Department Headquarters**

**Fire Prevention Division Fire Prevention Planning**

**2907 Kunimoto, Fukuroi**

**TEL : 0538-44-5114 FAX : 0538-44-5113**

**mail:shoboyobo@city.fukuroi.shizuoka.jp**